



POS	NO	CL	PIC	TEAM / DRIVERS	CAR	LAPS	TIME	GAP	DIFF	KPH	BEST	ON
1	34	Silver	1	Conquest Racing/JMF Motorsports Gavin SANDERS (CAN) / Michai STEPHENS (USA)	Mercedes-AMG GT4	18	1:47:29.657			52.87	1:54.025	8
2	47	Pro/Am	1	NOLASPORT Scott NOBLE (USA) / Jason HART (USA)	Porsche 718 Cayman GT4 RS Clubsport	18	1:47:31.390	1.733	1.733	52.85	1:54.399	8
3	68	Silver	2	Smooze Racing Kevin CONWAY (USA) / John GEESBREGHT (USA)	Toyota GR Supra GT4	18	1:47:32.407	2.750	1.017	52.85	1:54.972	8
4	24	Pro/Am	2	Heart of Racing Team Gray NEWELL (USA) / Ian JAMES (USA)	Aston Martin Vantage AMR GT4	18	1:47:34.092	4.435	1.685	52.83	1:54.900	8
5	8	Pro/Am	3	Flying Lizard Motorsports Elias SABO (USA) / Andy LEE (USA)	Aston Martin Vantage AMR GT4	18	1:47:34.897	5.240	0.805	52.83	1:54.958	8
6	39	Pro/Am	4	Cameron Racing Chris CAGNAZZI (USA) / Guy COSMO (USA)	Mercedes-AMG GT4	18	1:47:35.957	6.300	1.060	52.82	1:54.900	8
7	52	Pro/Am	5	Auto Technic Racing Tom CAPIZZI (USA) / John CAPESTRO-DUBETS (USA)	BMW M4 GT4	18	1:47:37.466	7.809	1.509	52.80	1:55.409	8
8	51	Silver	3	Auto Technic Racing Austen SMITH (USA) / Zac ANDERSON (USA)	BMW M4 GT4	18	1:47:38.520	8.863	1.054	52.80	1:54.472	7
9	2	Pro/Am	6	GMG Racing Jason BELL (USA) / Andrew DAVIS (USA)	Aston Martin Vantage AMR GT4	18	1:47:40.624	10.967	2.104	52.78	1:55.588	6
10	79	Pro/Am	7	RENNtech Motorsports Chris GUMPRECHT (USA) / Kyle MARCELLI (CAN)	Mercedes-AMG GT4	18	1:47:41.608	11.951	0.984	52.77	1:55.241	7
11	36	Am	1	BimmerWorld Charlie POSTINS (GBR) / James CLAY (USA)	BMW M4 GT4	18	1:47:43.170	13.513	1.562	52.76	1:55.717	6
12	80	Am	2	Rooster Hall Racing Todd BROWN (USA) / Johan SCHWARTZ (DNK)	BMW M4 GT4	18	1:47:44.352	14.695	1.182	52.75	1:55.614	6
13	82	Pro/Am	8	BimmerWorld James WALKER JR (USA) / Devin JONES (USA)	BMW M4 GT4	18	1:47:46.808	17.151	2.456	52.73	1:55.731	8
14	7	Am	3	NOLASPORT Sam OWEN (USA) / Sean GIBBONS (USA)	Porsche 718 Cayman GT4 RS Clubsport	18	1:47:48.138	18.481	1.330	52.72	1:56.079	8
15	53	Am	4	Auto Technic Racing Rob WALKER (USA) / Alex FILSINGER (USA)	BMW M4 GT4	18	1:47:49.245	19.588	1.107	52.71	1:56.158	6
16	18	Silver	4	RS1 Eric FILGUEIRAS (USA) / Stevan MCALEER (GBR)	Porsche 718 Cayman GT4 RS Clubsport	18	1:47:50.326	20.669	1.081	52.70	1:54.088	8
17	17	Am	5	The Racers Group James RAPPAPORT (USA) / Robert ORCUTT (USA)	Porsche 718 Cayman GT4 RS Clubsport	18	1:47:52.668	23.011	2.342	52.68	1:56.314	8
18	10	Pro/Am	9	Fast Track Racing Tim HORRELL (USA) / Raphael MATOS (BRA)	BMW M4 GT4	18	1:47:53.821	24.164	1.153	52.67	1:57.261	6
19	120	Pro/Am	10	Premier Racing Adam ADELSON (USA) / Elliott SKEER (USA)	Porsche 718 Cayman GT4 RS Clubsport	18	1:47:55.028	25.371	1.207	52.66	1:54.347	8
20	21	Am	6	Carrus Callas Raceteam Nick SHANNY (USA) / Terry BORCHELLER (USA)	Toyota GR Supra GT4	18	1:47:56.289	26.632	1.261	52.65	1:55.540	8
21	888	Am	7	Zelus Motorsports Sean WHALEN (USA) / Matt GUIVER (USA)	Aston Martin Vantage AMR GT4	18	1:47:57.601	27.944	1.312	52.64	1:56.097	7
22	15	Pro/Am	11	BSPort Racing Bryan PUTT (USA) / Kenton KOCH (USA)	Aston Martin Vantage AMR GT4	18	1:47:58.903	29.246	1.302	52.63	1:54.142	8
23	89	Am	8	RENNtech Motorsports Paul KIEBLER (USA) / Jon BRANAM (USA)	Mercedes-AMG GT4	18	1:48:00.670	31.013	1.767	52.62	1:55.542	8
24	50	Pro/Am	12	Chouest Povoledo Racing Ross CHOUEST (USA) / Aaron POVOLEDO (CAN)	Aston Martin Vantage AMR GT4	18	1:48:01.838	32.181	1.168	52.61	1:54.950	8
25	83	Am	9	RS1 Nelson CALLE (COL) / Juan MARTINEZ (COL)	Porsche 718 Cayman GT4 RS Clubsport	18	1:48:03.710	34.053	1.872	52.59	1:55.586	8
26	98	Am	10	Random Vandals Racing Paul SPARTA (USA) / AI CARTER (USA)	BMW M4 GT4	18	1:48:04.416	34.759	0.706	52.58	1:55.618	8
27	152	Am	11	Team ACP - Tangerine Associates Alex AMINE (USA) / Ryan HALL (USA)	BMW M4 GT4	18	1:48:05.275	35.618	0.859	52.58	1:57.221	8
28	124	Pro/Am	13	ARG/Rotek Racing Edgar LAU (HKG) / Mike SKEEN (USA)	Ford Mustang GT4	18	1:48:07.033	37.376	1.758	52.56	1:54.303	8
29	11	Pro/Am	14	Fast Track Racing Damon SURZYSHYN (CAN) / Gregory LIEFOOGHE (USA)	BMW M4 GT4	18	1:48:08.178	38.521	1.145	52.55	1:56.329	8
30	49	Pro/Am	15	Team Saleen Steve SALEEN (USA) / Eric CURRAN (USA)	Saleen 1	18	1:48:09.288	39.631	1.110	52.55	1:55.461	7
31	55	Pro/Am	16	Accelerating Performance Moisey URETSKY (USA) / Justin PISCITELLI (USA)	Aston Martin Vantage AMR GT4	14	1:36:05.059	4 Laps	4 Laps	46.00	1:55.048	6
32	930	Pro/Am	17	CarBahn with Peregrine Racing Steve DINAN (USA) / Tom DYER (USA)	Audi R8 LMS GT4	13	1:34:09.725	5 Laps	1 Lap	43.59	1:53.632	8
33	72	Am	12	KRUGSPEED Anthony GERACI (USA) / Jaden LANDER (USA)	Toyota GR Supra GT4	13	1:34:10.128	5 Laps	0.403	43.58	1:55.767	6

NOT CLASSIFIED

NC	66	Am		The Racers Group Jason ALEXANDRIDIS (USA) / Derek DEBOER (USA)	Porsche 718 Cayman GT4 RS Clubsport	7	1:18:35.078	11 Laps	6 Laps	28.12	1:55.663	6
NC	016	Pro/Am		Hattori Motorsports Seth LUCAS (USA) / Matt PLUMB (USA)	Toyota GR Supra GT4	0						
NC	19	Am		NOLASPORT Alain STAD (USA) / Seth THOMAS (USA)	Porsche 718 Cayman GT4 RS Clubsport	0						

Race Distance: 18 Laps / 94.72 kilometers

Virginia International Raceway: 5.262 km

Date: 6/19/2022 Start: 11:03 Finish: 12:51

Weather / Track : Sunny / Dry

Race Director : 	Stewards : John Walsh Steward (Chairman) Robert Davis Steward	Chief of Timing : Peter Cunningham Steward
---------------------	---	--

Results can be found at www.tsl-timing.com

Page 1 of 2

Printed - 12:59 Monday, July 7, 2022

ViRginia International Raceway

Pirelli GT4 America


RACE 2 - CLASSIFICATION - FINAL





NC 32 Silver Capstone Motorsports Mercedes-AMG GT4 0
 Kris WILSON (USA) / Cole CIRAULO (USA)

FASTEST LAP

930	Pro/Am	CarBahn with Peregrine Racing Steve DINAN (USA) / Tom DYER (USA)	Audi R8 LMS GT4	8	1:53.632	103.59 mph	166.72 kph
34	Silver	Conquest Racing/JMF Motorsports Gavin SANDERS (CAN) / Michai STEPHENS (USA)	Mercedes-AMG GT4	8	1:54.025	103.24 mph	166.14 kph
21	Am	Carrus Callas Raceteam Nick SHANNY (USA) / Terry BORCHELLER (USA)	Toyota GR Supra GT4	8	1:55.540	101.88 mph	163.97 kph


 John Walsh
 Steward (Chairman)


 Robert Davis
 Steward


 Peter Cunningham
 Steward



Weather / Track : Sunny / Dry

Race Distance: 18 Laps / 94.72 kilometers
 Virginia International Raceway: 5.262 km
 Date: 6/19/2022 Start: 11:03 Finish: 12:51

Race Director :

Stewards :

Chief of Timing :