



# Sebring

## September 21 - 24, 2023



### Pirelli GT4 America NOLA Make Up Race Final

POS	NO	CL	PIC	TEAM / DRIVERS	CAR	LAPS	TIME	GAP	DIFF	MPH	BEST	ON	Points	Pos Gained
1	999	Silver	1	Hanley Motorsports Daniel Hanley / Parker Thompson	Toyota GR Supra GT4 EVO	27	1:01:13.513			102.353	2:11.545	8	25	0 (1 → 1)
2	51	Silver	2	Auto Technic Racing Zac Anderson / JCD Dubets	BMW M4 GT4	27	1:01:14.847	1.334	1.334	101.791	2:12.271	9	18	1 (3 → 2)
3	92	Silver	3	Random Vandals Racing Kevin Boehm / Kenton Koch	BMW M4 GT4	27	1:01:15.243	0.396	1.730	101.952	2:12.062	8	15	2 (5 → 3)
4	34	Silver	4	Conquest Racing / JMF Motorsport Jesse Webb / Michai Stephens	Mercedes-AMG GT4	27	1:01:15.251	0.008	1.738	101.893	2:12.138	9	12	-2 (2 → 4)
5	8	Pro-Am	1	Flying Lizard Motorsports Elias Sabo / Andy Lee	Aston Martin Vantage AMR GT4	27	1:01:34.753	19.502	21.240	101.927	2:12.094	7	25	1 (2 → 1)
6	47	Pro-Am	2	NOLASPORT Matt Travis / Jason Hart	Porsche 718 Cayman GT4 RS Clubsport	27	1:01:35.590	0.837	22.077	101.426	2:12.747	4	18	-1 (1 → 2)
7	88	Silver	5	STR38 Motorsports Harry Gottsacker / Chandler Hull	BMW M4 GT4 (G82)	27	1:01:36.051	0.461	22.538	101.988	2:12.016	23	10	-1 (4 → 5)
8	82	Pro-Am	3	BimmerWorld James Walker Jr / Tyler McQuarrie	BMW M4 GT4	27	1:01:54.190	18.139	40.677	101.539	2:12.599	11	15	2 (5 → 3)
9	7	Pro-Am	4	ACI Motorsports Curt Swearingin / Kay van Berlo	Porsche 718 Cayman GT4 RS Clubsport	27	1:01:55.892	1.702	42.379	101.309	2:12.900	12	12	-1 (3 → 4)
10	24	Pro-Am	5	Heart of Racing Team Gray Newell / Roman De Angelis	Aston Martin Vantage AMR GT4	27	1:02:01.459	5.567	47.946	101.247	2:12.982	5	10	4 (9 → 5)
11	36	Am	1	BimmerWorld Charlie Postins / James Clay	BMW M4 GT4	27	1:02:08.630	7.171	55.117	101.089	2:13.189	9	25	6 (7 → 1)
12	18	Am	2	RS1 Roland Krainz / Austin Krainz	Porsche 718 Cayman GT4 RS Clubsport	27	1:02:13.706	5.076	1:00.193	100.869	2:13.480	12	18	0 (2 → 2)
13	98	Am	3	Random Vandals Racing Paul Sparta / Al Carter	BMW M4 GT4	27	1:02:15.693	1.987	1:02.180	100.930	2:13.400	7	15	2 (5 → 3)
14	438	Am	4	STR38 Motorsports Robert Mau / Chris Allen	BMW M4 GT4	27	1:02:16.011	0.318	1:02.498	101.025	2:13.274	14	12	2 (6 → 4)




POS	NO	CL	PIC	TEAM / DRIVERS	CAR	LAPS	TIME	GAP	DIFF	MPH	BEST	ON	Points	Pos Gained
15	22	Pro-Am	6	<b>TechSport Racing</b> Colin Harrison / Eric Powell	Nissan Z GT4	27	1:02:17.014	1.003	1:03.501	101.302	2:12.910	6	8	-2 (4 → 6)
16	20	Am	5	<b>Carrus Callas Raceteam</b> Nicholas Shanny / Terry Borcheller	Toyota GR Supra GT4 EVO	27	1:02:20.390	3.376	1:06.877	101.304	2:12.907	5	10	-2 (3 → 5)
17	37	Pro-Am	7	<b>Skip Barber Racing School</b> Matt Forbush / Carter Fartuch	Toyota GR Supra GT4 EVO	27	1:02:20.671	0.281	1:07.158	101.136	2:13.128	7	6	5 (12 → 7)
18	68	Pro-Am	8	<b>Smooge Racing</b> Kevin Conway / John Geesbreght	Toyota GR Supra GT4 EVO	27	1:02:21.471	0.800	1:07.958	101.522	2:12.622	13	4	-1 (7 → 8)
19	35	Pro-Am	9	<b>Conquest Racing</b> Custodio Toledo / Cedric Sbirrazzuoli	Mercedes-AMG GT4	27	1:02:21.778	0.307	1:08.265	101.438	2:12.731	10	2	1 (10 → 9)
20	58	Am	6	<b>ACI Motorsports</b> Richard Edge / Matt Halcome	Porsche 718 Cayman GT4 RS Clubsport	27	1:02:23.648	1.870	1:10.135	100.395	2:14.110	13	8	3 (9 → 6)
21	253	Am	7	<b>Auto Technic Racing</b> Rob Walker / Satakal Khalsa	BMW M4 GT4	27	1:02:37.867	14.219	1:24.354	100.433	2:14.059	5	6	3 (10 → 7)
22	19	Silver	6	<b>ACI Motorsports</b> Francis Selldorff / Andrew Davis	Porsche 718 Cayman GT4 RS Clubsport	27	1:02:38.456	0.589	1:24.943	-	-	0	8	0 (6 → 6)
23	89	Am	8	<b>RENntech Motorsports</b> Michael Auriemma / Tommy Johnson	Mercedes-AMG GT4	27	1:02:40.459	2.003	1:26.946	99.852	2:14.840	7	4	6 (14 → 8)
24	50	Pro-Am	10	<b>Chouest Povoledo Racing</b> Ross Chouest / Aaron Povoledo	Aston Martin Vantage AMR GT4	27	1:02:47.244	6.785	1:33.731	101.319	2:12.887	5	1	-2 (8 → 10)
25	83	Am	9	<b>NOLASPORT</b> Nelson Calle / Juan Pablo Martinez	Porsche 718 Cayman GT4 RS Clubsport	27	1:02:51.280	4.036	1:37.767	100.748	2:13.641	4	2	-5 (4 → 9)
26	26	Am	10	<b>Heart of Racing Team</b> Hannah Grisham / Rianna O'Meara-Hunt	Aston Martin Vantage AMR GT4	27	1:03:08.156	16.876	1:54.643	100.818	2:13.548	13	1	-2 (8 → 10)
27	09	Am	11	<b>Zotz Racing/CCDP Racing</b> Chris Ruppel / Eric Zitza	Porsche 718 Cayman GT4 RS Clubsport	27	1:03:08.386	0.230	1:54.873	99.761	2:14.963	11	0	2 (13 → 11)
28	67	Am	12	<b>Smooge Racing</b> Joey DaSilva / Tony Ave	Toyota GR Supra GT4 EVO	27	1:03:16.993	8.607	2:03.480	100.209	2:14.359	10	0	-1 (11 → 12)
29	52	Am	13	<b>NOLASPORT</b> David Peterman / Lee Carpentier	Porsche 718 Cayman GT4 RS Clubsport	27	1:03:19.788	2.795	2:06.275	100.267	2:14.282	5	0	-1 (12 → 13)

POS	NO	CL	PIC	TEAM / DRIVERS	CAR	LAPS	TIME	GAP	DIFF	MPH	BEST	ON	Points	Pos Gained
30	23	Pro-Am	11	<b>TechSport Racing</b> Tyler Stone / Bryan Heitkotter	Nissan Z GT4	27	1:03:29.246	9.458	2:15.733	101.987	2:12.017	10	0	-5 (6 → 11)
31	44	Pro-Am	12	<b>Rooster Hall Racing</b> Johan Schwartz / Colin Garrett	BMW M4 GT4	25	57:47.416	2 Laps	2 Laps	101.154	2:13.104	11	0	-1 (11 → 12)
32	72	Am	14	<b>KRUGSPEED</b> Anthony Geraci / Jaden Lander	Toyota GR Supra GT4 EVO	25	58:26.461	39.045	2 Laps	100.976	2:13.339	10	0	-13 (1 → 14)

## Announcements

- Car #19: Pit stop too short - Drive Through (served in race), Stewards Decision GT4-08
- Car #26: Illegal Pit Lane Procedure - Drive Through (served in race), Stewards Decision GT4-07
- Car #44: Pit stop too short - Penalized 2.458s, Stewards Decision GT4-06
- Car #68: Illegal Start Procedure - Drive Through (served in race), Stewards Decision GT4-05
- Car #72: Incident Responsibility - Drive Through converted to 44s penalty, Stewards Decision GT4-09
- Car #72: Incident Responsibility - assessed 3 warning points, Stewards Decision GT4-11
- Car #438: Incident Responsibility - assessed 1 warning point, Stewards Decision GT4-10



			
Scot Elkins Steward (Chairman)	Randy Hembrey Steward	Coy Arbour Steward	Peter Cunningham Steward